





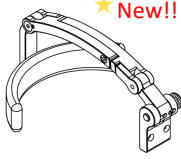

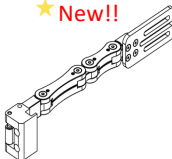








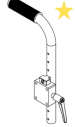











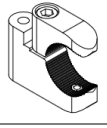

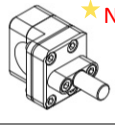


| Adductors | | Hip Guides | | | Stump Support |
|---|---|---|--|---|---|
| Fixed | Swing Away | Standard | Economy | Bariatric | Adjustable - Removable |
|  |  |  |  |  |  |
| SRABC - 7/8" | SRASC - 7/8" | SRMHG10 | SRMHE10 | SRMHB10 | SRSSC |
| SRABD - 1" | SRASD - 1" | SRMHG12 | SRMHE12 | SRMHB12 | SRSSD |
| SRABF | SRASF | SRMHG14 | SRMHE14 | SRMHB14 | SRSSF |
| For Adductor Hardware only , add H after any of the codes above. | | SRMHG16 | SRMHE16 | SRMHB16 | SRSSH |
| | | SRMHG H | SRMHE H | SRMHB H | |

| Forehead Stabilizer | | Full Clearance 225° Swingaway Lateral Supports | | Head Rest | Thoracic Stabilizer |
|--|--|--|--|--|--|
| Forehead Stabilizer | & with Headrest | Regular <250 lbs | Bariatric or High Tone | Highly Adjustable | Swing-Away 10" 12" 14" |
|  New!! |  New!! |  New!! |  |  New!! |  New!! |
| SRAFS | SRAFS510 | Aluminum Cone | Steel Crown | SRHRHO (hardware only) | SRSTS10 |
| | SRAFS512 | SRRLHL left | SRBLHL left | SRHR5D (5" x 5" Dimensional pad) | SRSTS12 |
| Forehead Stabilizer Accessories | | SRRLHR right | SRBLHR right | SRHR7D (7" x 7" Dimensional pad) | SRSTS14 |
| Stabilizer Extension | SREFS | Lateral ADD-On Elbow Stop | | SRH510 (5" x 10" pad) | SRSTSLL |
| Headrest 1" Ball Adapter | SRFSMB |  New!! | 34SRESL | SRH512 (5" x 12" pad) | SRSTSLL |
| Headrest 3/4" Ball Adapter | SRFSMBS | | 44SRESL | Lateral Extension Arms | |
| Comfort Co. 1" Ball Adapter | SRFSMBC4 | | SRESLB |  New!! | SRL2 - 2" |
| Permobil Headrest Adapter | SRFSMBP | | SRESLH | | SRL3 - 3" |
| Whitmyer 3/4" Ball Adapter | SRFSMBW | | | | |
| Forehead Ball Joint (no pad) | SRFSMBK | | | | |
| Forehead PAD & Ball Joint | SRFSMBPK | | | | |

| Elbow Stops | | | Transfer Handle | Calf Pad Hardware | | Raised Toilet Seat | |
|--|---|---|--|--|---|---|---|
| Adjustable Swingaway | Adjustable Fixed | Fixed | Universal | Regular Fixed | Depth Adjustable | Locking - Accessible | Gel Cover |
| Full Clearance  |  |  |  ★ New!! |  |  |  |  |
| SRESC - 7/8" | SRPESC - 7/8" | EBLSC - 7/8" | SRTH6" | SRCPH | SRACPH | SRRTS | SRTGC |
| SRES D - 1" | SRPES D - 1" | EBLSD - 1" | SRTH7" | Elevating Legrest Receivers | | | |
| SRESM | SRPESM | EBLSM | SRTH8" | ★ New!!  | 1" Round | | TA0440 |
| Standard Stem is 2 1/4" | | | SRTH9" | | 1 1/8" Round | | TA0339 |
| For 3 1/4" Stem – add 1 before the C, D, or M | | | SRTH10" | | 1.2" Round | | TA0441 |
| For 4 1/4" Stem – add 2 before the C, D, or M | | | SRTH11" | | 1.3" X 1.07" Oval | | TA0442 |
| For 5 1/4" Stem – add 3 before the C, D, or M | | | SRTH12" | | Tracer | | TL0745(R) TL0744(L) |

| Center Leg Supports | Perfect Leg and Perfect Leg Up | | | Foot | Foot Box |
|---|---|---|---|---|---|
| Fixed or Swingaway | 0° - 100° Angle Adjustable | Footplate Upgrades | Shock Absorbing Elevating | Toe & Side Protection | Split / Adjustable Angle |
|  |  |  |  | ★ New!!  |  |
| SRCMF SRCMS | SRPRL SRPRLR | SRPLAFP SRPL2AF | SRPLUL SRPLUR | SRATGR SRATGL | AFB - 7" 5AFB - 5" |

| Clamps and Assemblies | | | | | |
|---|---|---|---|---|---|
| Accessory Clamp | Permobil & Side Mount | Tube Clamps | Leg Clamp Only | Leg Assembly | Swivel Mount |
|  | ★ New!!  |  |  |  | ★ New!!  |
| SAB2C - 2" X 7/8" | SRAPB | TC1 - 1" long | SR78LC - 7/8" | SR78LRA - 7/8" | TA0461- S - 1.2" |
| SAB3C - 3" X 7/8" | SRSMBM | TC2 - 2" long | SR1LC - 1" | SR1LRA - 1" | TA0462- S - 1 1/8" |
| SAB2D - 2" X 1" | | Quick Release | | | TA0464 - 1.3 x 1.07" |
| SAB3D - 3" X 1" | | SRQRA | | | |